

**TREASURER'S REPORT**  
 City of Upland - Successor Agency - Public Financing Authority  
**For Period Ended**  
**May 31, 2024**

Investment Portfolio	Cost	Par Value	Market Value	% of Portfolio
State Local Agency Investment Fund	1,222,977	1,222,977	1,228,815	0.9%
California Asset Management Plan	35,667,423	35,667,423	35,667,423	27.1%
Negotiable Certificates of Deposit	25,099,634	25,095,000	24,598,093	18.7%
Money Market Fund	994,116	994,116	994,116	0.8%
Municipal Bonds	1,555,370	1,605,000	1,531,768	1.2%
Government Agency Securities	65,812,896	66,080,000	63,208,309	48.0%
US Treasury	4,593,925	4,750,000	4,485,273	3.4%
<b>Total Investments</b>	<b>\$ 134,946,340</b>	<b>\$ 135,414,515</b>	<b>\$ 131,713,797</b>	<b>100.0%</b>

<b>Weighted Average Days to Maturity</b>	471.80
Blended Yield:	3.02%

Cash	Cost	Market Value
Bank Accounts and Change Funds	13,970,016	13,970,016
<b>Total Cash</b>	<b>\$ 13,970,016</b>	<b>\$ 13,970,016</b>


<b>Total Cash and Investments</b>	<b>\$ 148,916,356</b>	<b>\$ 145,683,813</b>
-----------------------------------	-----------------------	-----------------------

PARS Investment Portfolio	Cost	Market Value
115 Trust-OPEB Investment	1,800,968	2,247,348
115 Trust-Pension Investment	6,803,894	7,289,805
<b>Total Restricted Funds Held in Trust</b>	<b>\$ 8,604,862</b>	<b>\$ 9,537,153</b>


Benchmarks:	
LAIF	4.33%
CAMP	5.44%
2yr U.S. Treasury	4.82%
5yr U.S. Treasury	4.42%

Restricted Funds with Fiscal Agent	Book Value	Market Value
Water Revenue Bonds 2022	15,501,626	15,501,626
Water System Lease Revenue Refunding Bonds 2021	-	-
Successor Agency TARBS 2013/2016-Merged Project	-	-
Colonies CFD Area #1 2022	1,122,212	1,122,212
Colonies CFD Area #2 2015	2,010,404	2,010,404
Upland 54 CFD 2004	203,449	203,449
Sycamore Hills CFD 2015-1	824,060	824,060
Harvest at Upland CFD 2016-1 Area #1	749,547	749,547
Harvest at Upland CFD 2016-1 Area #2	2,435,384	2,435,384
Enclave at Upland CFD 2022-1	4,094,517	4,094,517
Sycamore Hills CFD 2015-1-2 STB 2022A	848,111	848,111
<b>Total Restricted Funds</b>	<b>\$ 27,789,310</b>	<b>\$ 27,789,310</b>

1. I hereby certify that the investments are in compliance with the investment policy adopted by the City Council in September 2023.
2. The City has the ability to meet its budgeted expenditures for the next six months.
3. The market values for funds held in banking institutions do not change. The amounts listed as market values for these items are the same as their book values.
4. The book value for the State Pool is the withdrawal value provided by the State Treasurer. The market value of funds held by the State Treasurer equates to the City's pro-rata share of the market value of the entire State Pool.
5. Sources for current market valuation are Account Statements and the Wall Street Journal GNMA Mortgage rates on the last trading day of the month.
6. This report meets the requirements of Government Code Section 53646.

DocuSigned by:  
  
 Assistant City Manager (Finance Director)

6/18/2024 | 8:22 AM PDT  
 Date

DocuSigned by:  
  
 City Treasurer

6/19/2024 | 4:17 AM PDT  
 Date

**TREASURER'S REPORT**  
 City of Upland - Successor Agency - Public Financing Authority  
**State Local Agency Investment Fund**

**For Period Ended  
 May 31, 2024**

Fund or Account		Account Balance	
City	98-36-942	<u>1,222,977</u>	<b>Market Value</b>
	<b>Totals</b>	<b><u>\$ 1,222,977</u></b>	<b><u>\$ 1,228,815</u></b>
<b>Yield for Period Ended</b>	<b>5/31/2024</b>	<b><u>4.33%</u></b>	

**TREASURER'S REPORT**  
 City of Upland - Successor Agency - Public Financing Authority  
**California Asset Management Plan**

**For Period Ended  
 May 31, 2024**

Fund or Account		Account Balance	
City of Upland	6113-001	<u>35,667,423</u>	<b>Market Value</b>
	<b>Totals</b>	<b><u>\$ 35,667,423</u></b>	<b><u>\$ 35,667,423</u></b>
<b>Yield for Period Ended</b>	<b>5/31/2024</b>		5.44%

**TREASURER'S REPORT**

City of Upland - Successor Agency - Public Financing Authority

**US Bank Investments****For Period Ended  
May 31, 2024**

Investment Name	CUSIP	Cost	Par Value	Market Value	Stated Rate	Maturity Date
<b><u>Negotiable Certificates of Deposit</u></b>						
A+ FCU CD	00224TAN6	250,000	250,000	248,253	4.74%	02/17/2026
Alabama CU CD	01025RAF6	250,000	250,000	249,545	5.06%	12/22/2025
Ally Bank Utah	02007GH22	250,000	250,000	247,995	4.69%	12/22/2025
American Equity Bank CD	02568KAJ4	250,000	250,000	229,393	0.76%	05/27/2026
American Exp CD	02589AEZ1	250,000	250,000	248,455	4.63%	09/13/2028
Arsenal CU CD	04288LAA6	248,000	248,000	247,591	5.11%	01/25/2025
BMW Bank North America CD	05580AXF6	250,000	250,000	235,060	0.53%	09/25/2025
Bank Hapoalim CD	06251A6Z8	244,000	244,000	243,041	4.52%	05/21/2029
Bank Hope CD	062683HV2	243,000	243,000	242,893	5.10%	08/12/2024
The Bank of the Valley CD	06543PCN3	250,000	250,000	245,855	0.36%	09/30/2024
BankUnited NA CD	066519RW1	249,000	249,000	227,785	1.48%	12/08/2026
Baxter CU CD	07181JAY0	250,000	250,000	247,285	4.56%	01/25/2027
Blupeak CU CD	09644EAB8	150,000	150,000	150,015	5.65%	07/25/2024
Burke Herbert Financial Services CD	121331AT9	249,000	249,000	247,436	4.78%	02/13/2026
CIBC Bank USA CD	12547CBP2	237,000	237,000	236,974	5.25%	06/13/2024
California CD	130162BB5	250,000	250,000	251,493	5.62%	10/27/2025
Capital One NA CD	14042RQN4	250,000	250,000	228,228	1.37%	12/08/2026
Chartway FCU CD	16141BAD3	248,000	248,000	247,536	5.06%	12/16/2025
City FCU Tax CD	17783PAJ0	249,000	249,000	241,107	4.08%	01/12/2029
City National Bank CD	178180GU3	250,000	250,000	246,978	4.40%	01/12/2026
Clearpath FCU CD	18507MAB7	250,000	250,000	249,968	5.10%	04/27/2026
Communitywide FCU CD	20416TAX0	250,000	250,000	248,233	4.74%	01/06/2026
Connex CU CD	208212BD1	250,000	250,000	251,225	5.38%	03/18/2026
Connexus CU CD	20825WBR0	250,000	250,000	249,650	5.16%	06/23/2025
Continental Bank CD	211163MG2	250,000	250,000	226,920	0.66%	08/24/2026
Customers Bank CD	23204HPB8	250,000	250,000	247,440	4.55%	06/14/2028
Discover Bank CD	254676AR0	250,000	250,000	249,050	4.67%	09/18/2028
Dort FCU CD	25844MBC1	250,000	250,000	249,528	4.81%	06/22/2026
Empower FCU CD	291916AE4	250,000	250,000	252,603	5.40%	10/23/2026
Enerbank USA CD	29278TMR8	250,000	250,000	244,198	1.84%	01/29/2025
Essential CU CD	29669XAP3	250,000	250,000	248,763	4.73%	06/15/2027
Fahey Banking Co CD	303117DG7	250,000	250,000	242,410	4.03%	01/12/2028
Fifth Third Bank CD	316777YV7	236,000	236,000	235,943	5.50%	10/17/2024
First Carolina Bank CD	31944MBJ3	250,000	250,000	232,520	0.54%	12/23/2025
First Farmers Bank & Trust CD	320165JK0	246,682	235,000	232,784	1.77%	09/04/2024
First Foundation Bank CD	32026U5U6	244,000	244,000	243,044	4.62%	05/22/2029
FirstBank of Nebraska CD	32116PAR9	248,000	248,000	224,839	0.66%	08/27/2026
1st Security Bank of Washington CD	33625CDR7	250,000	250,000	239,250	0.31%	04/16/2025
1st Source Bank CD	33646CNW0	250,000	250,000	247,955	4.65%	01/19/2027
First Technology FCU CD	33715LEB2	249,000	249,000	240,136	3.79%	08/05/2027
Freedom Bk of Virginai CD	35633MCT7	250,000	250,000	248,565	4.83%	02/17/2026
Freedom Northwest CD	356436AF2	249,000	249,000	248,046	4.72%	01/19/2028
General Electric CU CD	369674CJ3	250,000	250,000	249,323	5.01%	02/14/2025
Generations Bank C D	37149CAV9	250,000	250,000	237,790	3.27%	05/06/2027
Gesa CU CD	37424PAH7	250,000	250,000	251,148	5.23%	07/31/2026
Global FCU CD	37892MAM6	248,000	248,000	247,735	5.01%	06/16/2026
Great Midwest CD	39083PDQ2	249,000	249,000	246,986	4.29%	04/27/2029
Greenstate CU CD	39573LCC0	250,000	250,000	234,743	0.96%	11/24/2025

**TREASURER'S REPORT**

City of Upland - Successor Agency - Public Financing Authority

**US Bank Investments****For Period Ended  
May 31, 2024**

Investment Name	CUSIP	Cost	Par Value	Market Value	Stated Rate	Maturity Date
Ideal CU CD	45157PAY6	125,000	125,000	123,135	4.06%	08/29/2025
Industrial Commercial Bank China CD	45581ECJ8	250,000	250,000	240,110	0.47%	03/31/2025
InFirst FCU CD	45673RAA9	236,675	249,000	244,732	1.88%	11/27/2024
Insight CU CD	45791JAC0	250,000	250,000	249,513	5.11%	02/27/2025
Iriquois Fed CD	46355PDQ8	249,000	249,000	247,894	4.73%	09/17/2027
Jovia Financial FCU CD	48115LAE4	242,900	249,000	248,863	2.85%	06/07/2024
JPMorgan Chase Bank CD	48128URC5	250,000	250,000	233,775	0.53%	11/10/2025
Kemba FCU CD	48836LBK7	248,000	248,000	248,084	5.38%	05/29/2029
Keypoint CU CD	49332PAC4	248,000	248,000	247,869	5.40%	12/27/2024
Liberty FED CD	53052LAU3	248,000	248,000	247,487	5.11%	06/09/2025
Live Oak Banking Company CD	538036NV2	250,000	250,000	235,390	0.58%	09/16/2025
Magnolia Bank Inc CD	559582AP6	250,000	250,000	243,978	0.36%	11/25/2024
Malaga Bank CD	56102ABK1	250,000	250,000	226,100	0.94%	11/19/2026
Manufacturers Traders Trust Co CD	564759RJ9	244,000	244,000	243,400	4.91%	12/09/2024
Medallion Bank CD	58404DGK1	250,000	250,000	241,870	1.34%	03/27/2025
Meritrust FCU MTN CD	59001PAR0	225,000	225,000	220,084	3.27%	06/30/2025
Merrick Bank CD	59013KFH4	250,000	250,000	244,105	1.79%	01/31/2025
Milestone Bk CD	59934MAK4	244,000	244,000	240,979	4.46%	12/15/2026
Morgan Stanley CD	61690DRE0	244,000	244,000	243,580	4.66%	05/22/2029
Morgan Stanley CD	61768E4B6	244,000	244,000	243,580	4.66%	05/22/2029
Mountain Pac Bk CD	62424PAC6	237,000	237,000	236,884	5.20%	07/19/2024
NBC Bancorp Inc CD	633398AA0	248,000	248,000	247,174	4.87%	09/14/2026
New York Community Bank CD	649447UY3	250,000	250,000	237,543	0.53%	07/01/2025
Optum Bank Draper CD	68405VAU3	244,000	244,000	242,782	4.73%	09/13/2027
Pacific Western Bank CD	69506YYX1	243,000	243,000	242,740	5.16%	11/12/2024
Partners Bank of California CD	70212YAZ5	250,000	250,000	241,150	1.04%	04/02/2025
Pentagon FCU CD	70962LAJ1	250,000	250,000	246,880	0.51%	09/30/2024
People's Bank CD	710275AH1	250,000	250,000	244,498	4.15%	01/12/2027
Popular Bank CD	73317ABL5	250,000	250,000	245,993	4.17%	01/08/2026
Poppy Bank CD	73319FAF6	235,893	229,000	221,406	1.14%	03/18/2025
Preferred CU CD	74043RAA2	250,000	250,000	251,138	4.99%	09/15/2027
Red Crown Fed CD	756558AB8	200,000	200,000	201,802	5.36%	10/13/2026
Rogue CU CD	77535MAG8	250,000	250,000	250,025	5.20%	12/23/2027
Solarity CU CD	83418NAG6	248,000	248,000	247,990	5.05%	06/23/2026
Southeast Bank CD	84133PFC7	250,000	250,000	237,823	0.47%	06/17/2025
Southern First CD	84287PJB9	244,000	244,000	245,735	4.82%	10/17/2028
Souther States Bank CD	843879EZ6	249,000	249,000	247,145	4.48%	04/14/2025
Spokane Teachers CD	849061AC0	248,000	248,000	248,429	5.64%	01/28/2025
State Bank of India CD	856285RS2	252,625	250,000	245,890	2.08%	11/27/2024
State Employees CD	85678LAA3	249,000	249,000	248,427	4.82%	05/24/2027
Tandem Bank CD	87537YAB0	250,000	250,000	238,233	0.58%	06/23/2025
Technology CU CD	87868YAH6	248,000	248,000	247,511	5.11%	07/21/2025
Texas Exchange Bank CD	88241TMG2	249,000	249,000	227,058	1.26%	11/13/2026
Third Federal Savings & Loan CD	88413QDE5	250,000	250,000	239,273	0.84%	05/23/2025
Toyota Financial Savings Bank CD	89235MLE9	249,860	248,000	227,498	1.04%	07/29/2026
True Sky Credit CD	89786MAH7	250,000	250,000	247,283	4.56%	11/30/2027
TTCU Federal CU CD	89854LAD5	250,000	250,000	252,230	4.96%	07/26/2028
Tucson FCU CD	898812AC6	250,000	250,000	252,403	4.96%	09/08/2028
USAlliance FCU CD	90352RCD5	100,000	100,000	93,977	1.44%	01/28/2026

**TREASURER'S REPORT**

City of Upland - Successor Agency - Public Financing Authority

**US Bank Investments****For Period Ended  
May 31, 2024**

Investment Name	CUSIP	Cost	Par Value	Market Value	Stated Rate	Maturity Date
Union Bank CD	90520VAX1	250,000	250,000	230,638	0.65%	03/19/2026
Utah First CD	91739JAJ4	249,000	249,000	247,513	4.58%	04/30/2029
Vibrant CU CD	92559TAL2	248,000	248,000	249,034	5.33%	03/20/2026
WebBank Salt CD	947547NT8	248,000	248,000	241,857	1.03%	12/30/2024
Wells Fargo Bk CD	949764DS0	237,000	237,000	236,908	5.30%	07/24/2024
Western CD	95763PNQ0	237,000	237,000	236,993	5.35%	06/05/2024
<b>Negotiable Certificates of Deposit Subtotal</b>		<b>\$ 25,099,634</b>	<b>\$ 25,095,000</b>	<b>\$ 24,598,093</b>		

**Cash and Equivalents (Money Market Fund)**

First American Govt OB Fund-Y	31846V203	994,116	994,116	994,116	4.93%	
<b>Money Market Fund Subtotal</b>		<b>994,116</b>	<b>994,116</b>	<b>994,116</b>		

**Municipal Bond Fund**

Klamath Trinity CA	498422JJ4	30,150	30,000	29,269	1.56%	08/01/2025
Klamath Trinity CA	498422JN5	25,100	25,000	24,833	1.21%	08/01/2024
Riverside Cnty CA	76913CBA6	950,120	1,000,000	960,990	2.98%	02/15/2026
San Bernardino CA	796720PA2	300,000	300,000	285,789	0.88%	08/01/2025
San Bernardino CA	796720PB0	250,000	250,000	230,888	1.19%	08/01/2026
<b>Municipal Bond Fund Subtotal</b>		<b>1,555,370</b>	<b>1,605,000</b>	<b>1,531,768</b>		

**Government Securities**

Federal Home Ln Bks DEB	3130AKLH7	1,500,000	1,500,000	1,413,330	0.53%	12/30/2025
Federal Home Ln Bks DEB	3130AKQX7	2,000,000	2,000,000	1,862,360	0.75%	01/28/2026
Federal Home Ln Bks DEB	3130AKWK8	2,000,000	2,000,000	1,853,140	0.55%	02/12/2026
Federal Home Ln Bks DEB	3130AL6A7	1,000,000	1,000,000	932,630	0.64%	02/26/2026
Federal Home Ln Bks DEB	3130AL6L3	1,000,000	1,000,000	931,400	0.54%	02/26/2026
Federal Home Ln Bks DEB	3130ALN34	1,100,000	1,100,000	1,060,620	0.73%	03/24/2025
Federal Home Ln Bks DEB	3130ALPJ7	1,000,000	1,000,000	956,970	0.86%	06/30/2025
Federal Home Ln Bks DEB	3130ALZ80	1,300,000	1,300,000	1,236,677	0.79%	04/29/2026
Federal Home Ln Bks DEB	3130AMBD3	1,500,000	1,500,000	1,409,610	1.06%	05/12/2026
Federal Home Ln Bks DEB	3130AMET5	2,000,000	2,000,000	1,891,820	1.06%	05/27/2026
Federal Home Ln Bks DEB	3130AMZP0	1,500,000	1,500,000	1,450,230	0.67%	02/28/2025
Federal Home Ln Bks DEB	3130AN3R9	1,500,000	1,500,000	1,383,105	1.22%	07/20/2026
Federal Home Ln Bks DEB	3130APJ55	1,600,000	1,600,000	1,468,592	1.36%	10/26/2026
Federal Home Ln Bks DEB	3130APU37	1,500,000	1,500,000	1,372,365	1.42%	11/24/2026
Federal Home Ln Bks DEB	3130APV51	2,000,000	2,000,000	1,898,300	1.32%	11/24/2026
Federal Home Ln Bks DEB	3130AQ5D1	1,500,000	1,500,000	1,414,485	1.27%	12/22/2025
Federal Home Ln Bks DEB	3130AQD42	500,000	500,000	498,455	0.92%	06/28/2024
Federal Home Ln Bks DEB	3130AQD59	1,250,000	1,250,000	1,231,850	1.01%	09/30/2024
Federal Home Ln Bks DEB	3130ARCL3	1,000,000	1,000,000	939,560	2.66%	03/30/2027
Federal Home Ln Bks DEB	3130ARKL4	591,600	600,000	593,172	3.29%	04/21/2027
Federal Home Ln Bks DEB	3130AUS54	1,500,000	1,500,000	1,493,400	5.02%	02/17/2026
Federal Home Ln Bks DEB	3130AUS70	1,500,000	1,500,000	1,494,750	5.02%	08/15/2025

**TREASURER'S REPORT**

City of Upland - Successor Agency - Public Financing Authority

**US Bank Investments****For Period Ended  
May 31, 2024**

Investment Name	CUSIP	Cost	Par Value	Market Value	Stated Rate	Maturity Date
Federal Home Ln Bks DEB	3130AUS88	1,500,000	1,500,000	1,493,850	5.02%	02/16/2028
Federal Home Ln Bks DEB	3130AUX33	599,100	600,000	598,488	5.48%	02/22/2028
Federal Home Ln Bks DEB	3130AWBZ2	998,300	1,000,000	983,880	4.19%	06/11/2027
Federal Home Ln Bks DEB	3130AWTR1	1,991,760	2,000,000	1,988,380	4.39%	09/08/2028
Federal Home Ln Mort Corp #WN2560	3132XGZ25	994,688	1,000,000	985,890	4.90%	01/01/2029
Federal Farm Credit Bks DEB	3133EMBK7	1,500,000	1,500,000	1,441,455	0.47%	04/07/2025
Federal Farm Credit Bks DEB	3133EMER9	1,500,000	1,500,000	1,453,245	0.48%	01/27/2025
Federal Farm Credit Bks DEB	3133EMTQ5	1,100,000	1,100,000	1,061,357	0.73%	03/17/2025
Federal Farm Credit Bks DEB	3133ENAF7	1,235,150	1,250,000	1,141,863	1.10%	10/07/2026
Federal Farm Credit Bks DEB	3133ENHW3	1,250,000	1,250,000	1,196,975	1.22%	06/23/2025
Federal Farm Credit Bks DEB	3133EPN50	998,000	1,000,000	989,020	4.29%	12/15/2028
Federal Farm Credit Bks DEB	3133EPPR0	750,803	750,000	746,310	4.65%	04/10/2026
Federal Home Ln Corp MTN	3134GW4C7	1,379,420	1,400,000	1,271,228	0.88%	10/27/2026
Federal Home Ln Corp MTN	3134GWH82	1,500,000	1,500,000	1,419,630	0.66%	09/08/2025
Federal Home Ln Corp MTN	3134GWJ64	1,500,000	1,500,000	1,498,575	0.40%	06/10/2024
Federal Home Ln Corp MTN	3134GWUX2	1,500,000	1,500,000	1,474,740	0.38%	09/30/2024
Federal Home Ln Corp MTN	3134GWWT9	1,500,000	1,500,000	1,414,545	0.58%	09/30/2025
Federal Home Ln Corp MTN	3134GWZG4	2,000,000	2,000,000	1,880,820	0.64%	10/20/2025
Federal Home Ln Corp MTN	3134GXAP9	1,500,000	1,500,000	1,408,260	0.64%	11/12/2025
Federal Home Ln Corp MTN	3134GXBM5	1,500,000	1,500,000	1,407,270	0.64%	11/12/2025
Federal Home Ln MTG	3134GYEK4	1,250,000	1,250,000	1,246,925	5.16%	01/27/2026
Fed Natl Mortgage Assoc MTN	3134GYJC7	1,250,000	1,250,000	1,247,950	5.41%	02/24/2026
Fed Natl Mortgage Assoc	3136G4A45	1,500,000	1,500,000	1,427,985	0.75%	07/22/2025
Fed Natl Mortgage Assoc #AN1614	3138LDYL1	1,896,875	2,000,000	1,894,600	2.60%	06/01/2026
Federal Natl Mortgage Assoc #BS5552	3140LGE24	1,995,544	2,130,000	1,977,833	3.58%	05/01/2029
Tennessee Valley Authority DEB	880591CJ9	781,658	750,000	770,415	6.59%	11/01/2025
<b>Government Securities Subtotal</b>		<b>65,812,896</b>	<b>66,080,000</b>	<b>63,208,309</b>		
<b>US Treasury</b>						
US Treasury Note 2.625%	9128286B1	928,900	1,000,000	920,120	2.84%	02/15/2029
US Treasury Note 0.625%	912828ZE3	220,875	250,000	223,408	0.70%	03/31/2027
US Treasury Note 0.375%	91282CBC4	1,476,450	1,500,000	1,395,765	0.40%	12/31/2025
US Treasury Note 3.750%	91282CJR3	978,600	1,000,000	967,890	3.86%	12/31/2028
US Treasury Note 4.000%	91282CJW2	989,100	1,000,000	978,090	4.08%	01/31/2029
<b>US Treasury Subtotal</b>		<b>4,593,925</b>	<b>4,750,000</b>	<b>4,485,273</b>		
<b>Total Portfolio</b>		<b>\$ 98,055,941</b>	<b>\$ 98,524,116</b>	<b>\$ 94,817,559</b>		

**TREASURER'S REPORT**

City of Upland - Successor Agency - Public Financing Authority

**Investment Portfolio****For Period Ended  
May 31, 2024**

<b>May 31, 2024</b>	<b>Market Value</b>	<b>Availability</b>	<b>No. of days until maturity</b>	<b>Weight</b>	<b>Days to maturity weighted average</b>	<b>Total by maturity</b>
Petty Cash	34,100	5/31/2024	0	0.0%	-	
Checking Account	10,979,549	6/1/2024	1	7.5%	0.08	
Successor Agency	2,956,367	6/1/2024	1	2.0%	0.02	
<b>Total Bank Accounts</b>	<b>13,970,016</b>					13,970,016
<b>State Local Agency Investment Fund</b>	<b>1,228,815</b>	6/1/2024	1	0.8%	0.01	1,228,815
<b>California Asset Management Plan</b>	<b>35,667,423</b>	5/31/2024	0	24.5%	-	35,667,423
First American Govt OB Fund-Y	994,116	6/1/2024	1	0.7%	0.01	
<b>Money Market Accounts</b>	<b>994,116</b>					994,116
Federal Home Ln Bks DEB	498,455	6/28/2024	28	0.3%	0.10	
Federal Home Ln Corp MTN	1,498,575	6/10/2024	10	1.0%	0.10	
<b>Government Securities</b>	<b>1,997,030</b>					1,997,030
CIBC Bank USA CD	236,974	6/13/2024	13	0.2%	0.02	
Jovia Financial FCU CD	248,863	6/7/2024	7	0.2%	0.01	
Western CD	236,993	6/5/2024	5	0.2%	0.01	
<b>Negotiable Certificates of Deposit</b>	<b>722,830</b>					722,830
						<b>54,580,230</b>
						<b>1 - 30 days</b>
Blupeak CU CD	150,015	7/25/2024	55	0.1%	0.06	
Mountain Pac Bk CD	236,884	7/19/2024	49	0.2%	0.08	
Wells Fargo Bk CD	236,908	7/24/2024	54	0.2%	0.09	
<b>Negotiable Certificates of Deposit</b>	<b>623,806</b>					623,806
						<b>623,806</b>
						<b>31 - 60 days</b>
Bank Hope CD	242,893	8/12/2024	73	0.2%	0.12	
First Farmers Bank & Trust CD	232,784	9/4/2024	96	0.2%	0.15	
<b>Negotiable Certificates of Deposit</b>	<b>475,677</b>					475,677
Klamath Trinity CA	24,833	8/1/2024	62	0.0%	0.01	
<b>Municipal Bonds</b>	<b>24,833</b>					24,833
						<b>500,510</b>
						<b>61 - 120 days</b>
Federal Home Ln Bks DEB	1,231,850	9/30/2024	122	0.8%	1.03	
Federal Home Ln Corp MTN	1,474,740	9/30/2024	122	1.0%	1.23	
<b>Government Securities</b>	<b>2,706,590</b>					2,706,590
The Bank of the Valley CD	245,855	9/30/2024	122	0.2%	0.21	
Fifth Third Bank CD	235,943	10/17/2024	139	0.2%	0.23	
InFirst FCU CD	244,732	11/27/2024	180	0.2%	0.30	
Magnolia Bank Inc CD	243,978	11/25/2024	178	0.2%	0.30	
Pacific Western Bank CD	242,740	11/12/2024	165	0.2%	0.27	
Pentagon FCU CD	246,880	9/30/2024	122	0.2%	0.21	
State Bank of India CD	245,890	11/27/2024	180	0.2%	0.30	
<b>Negotiable Certificates of Deposit</b>	<b>1,706,018</b>					1,706,018
						<b>4,412,608</b>
						<b>121 - 180 days</b>
Federal Home Ln Bks DEB	1,060,620	3/24/2025	297	0.7%	2.16	
Federal Home Ln Bks DEB	1,450,230	2/28/2025	273	1.0%	2.72	
Federal Farm Credit Bks DEB	1,441,455	4/7/2025	311	1.0%	3.08	
Federal Farm Credit Bks DEB	1,453,245	1/27/2025	241	1.0%	2.40	
Federal Farm Credit Bks DEB	1,061,357	3/17/2025	290	0.7%	2.11	
<b>Government Securities</b>	<b>6,466,907</b>					6,466,907

**TREASURER'S REPORT**

City of Upland - Successor Agency - Public Financing Authority

**Investment Portfolio****For Period Ended  
May 31, 2024**

<b>May 31, 2024</b>	<b>Market Value</b>	<b>Availability</b>	<b>No. of days until maturity</b>	<b>Weight</b>	<b>Days to maturity weighted average</b>	<b>Total by maturity</b>
Arsenal CU CD	247,591	1/25/2025	239	0.2%	0.41	
Enerbank USA CD	244,198	1/29/2025	243	0.2%	0.41	
1st Security Bank of Washington CD	239,250	4/16/2025	320	0.2%	0.53	
General Electric CU CD	249,323	2/14/2025	259	0.2%	0.44	
Industrial Commercial Bank China CD	240,110	3/31/2025	304	0.2%	0.50	
Insight CU CD	249,513	2/27/2025	272	0.2%	0.47	
Keypoint CU CD	247,869	12/27/2024	210	0.2%	0.36	
Manufacturers Traders Trust Co CD	243,400	12/9/2024	192	0.2%	0.32	
Medallion Bank CD	241,870	3/27/2025	300	0.2%	0.50	
Merrick Bank CD	244,105	1/31/2025	245	0.2%	0.41	
Partners Bank of California CD	241,150	4/2/2025	306	0.2%	0.51	
Poppy Bank CD	221,406	3/18/2025	291	0.2%	0.44	
Souther States Bank CD	247,145	4/14/2025	318	0.2%	0.54	
Spokane Teachers CD	248,429	1/28/2025	242	0.2%	0.41	
Third Federal Savings & Loan CD	239,273	5/23/2025	357	0.2%	0.59	
WebBank Salt CD	241,857	12/30/2024	213	0.2%	0.35	
<b>Negotiable Certificates of Deposit</b>	<b>3,886,487</b>					<b>3,886,487</b>
						<b>10,353,394</b>
						<b>181 - 1 year</b>
Federal Home Ln Bks DEB	1,413,330	12/30/2025	578	1.0%	5.61	
Federal Home Ln Bks DEB	1,862,360	1/28/2026	607	1.3%	7.76	
Federal Home Ln Bks DEB	1,853,140	2/12/2026	622	1.3%	7.91	
Federal Home Ln Bks DEB	932,630	2/26/2026	636	0.6%	4.07	
Federal Home Ln Bks DEB	931,400	2/26/2026	636	0.6%	4.07	
Federal Home Ln Bks DEB	956,970	6/30/2025	395	0.7%	2.59	
Federal Home Ln Bks DEB	1,236,677	4/29/2026	698	0.8%	5.93	
Federal Home Ln Bks DEB	1,409,610	5/12/2026	711	1.0%	6.88	
Federal Home Ln Bks DEB	1,891,820	5/27/2026	726	1.3%	9.43	
Federal Home Ln Bks DEB	1,414,485	12/22/2025	570	1.0%	5.53	
Federal Home Ln Bks DEB	1,493,400	2/17/2026	627	1.0%	6.43	
Federal Home Ln Bks DEB	1,494,750	8/15/2025	441	1.0%	4.52	
Federal Farm Credit Bks DEB	1,196,975	6/23/2025	388	0.8%	3.19	
Federal Farm Credit Bks DEB	746,310	4/10/2026	679	0.5%	3.48	
Federal Home Ln Corp MTN	1,419,630	9/8/2025	465	1.0%	4.53	
Federal Home Ln Corp MTN	1,414,545	9/30/2025	487	1.0%	4.73	
Federal Home Ln Corp MTN	1,880,820	10/20/2025	507	1.3%	6.55	
Federal Home Ln Corp MTN	1,408,260	11/12/2025	530	1.0%	5.12	
Federal Home Ln Corp MTN	1,407,270	11/12/2025	530	1.0%	5.12	
Federal Home Ln MTG	1,246,925	1/27/2026	606	0.9%	5.19	
Fed Natl Mortgage Assoc MTN	1,247,950	2/24/2026	634	0.9%	5.43	
Fed Natl Mortgage Assoc	1,427,985	7/22/2025	417	1.0%	4.09	
Tennessee Valley Authority DEB	770,415	11/1/2025	519	0.5%	2.74	
<b>Government Securities</b>	<b>31,057,657</b>					<b>31,057,657</b>
A+ FCU CD	248,253	2/17/2026	627	0.2%	1.07	
Alabama CU CD	249,545	12/22/2025	570	0.2%	0.98	
Ally Bank Utah	247,995	12/22/2025	570	0.2%	0.97	
American Equity Bank CD	229,393	5/27/2026	726	0.2%	1.14	
BMW Bank North America CD	235,060	9/25/2025	482	0.2%	0.78	
Burke Herbert Financial Services CD	247,436	2/13/2026	623	0.2%	1.06	
California CD	251,493	10/27/2025	514	0.2%	0.89	
Chartway FCU CD	247,536	12/16/2025	564	0.2%	0.96	
City National Bank CD	246,978	1/12/2026	591	0.2%	1.00	
Clearpath FCU CD	249,968	4/27/2026	696	0.2%	1.19	
Communitywide FCU CD	248,233	1/6/2026	585	0.2%	1.00	
Connex CU CD	251,225	3/18/2026	656	0.2%	1.13	
Connexus CU CD	249,650	6/23/2025	388	0.2%	0.66	
First Carolina Bank CD	232,520	12/23/2025	571	0.2%	0.91	
Freedom Bk of Virginai CD	248,565	2/17/2026	627	0.2%	1.07	
Greenstate CU CD	234,743	11/24/2025	542	0.2%	0.87	
Ideal CU CD	123,135	8/29/2025	455	0.1%	0.38	
JPMorgan Chase Bank CD	233,775	11/10/2025	528	0.2%	0.85	
Liberty FED CD	247,487	6/9/2025	374	0.2%	0.64	
Live Oak Banking Company CD	235,390	9/16/2025	473	0.2%	0.76	

**TREASURER'S REPORT**

City of Upland - Successor Agency - Public Financing Authority

**Investment Portfolio****For Period Ended  
May 31, 2024**

<b>May 31, 2024</b>	Market Value	Availability	No. of days until maturity	Weight	Days to maturity weighted average	Total by maturity	
Meritrust FCU MTN CD	220,084	6/30/2025	395	0.2%	0.60		
New York Community Bank CD	237,543	7/1/2025	396	0.2%	0.65		
Popular Bank CD	245,993	1/8/2026	587	0.2%	0.99		
Southeast Bank CD	237,823	6/17/2025	382	0.2%	0.62		
Tandem Bank CD	238,233	6/23/2025	388	0.2%	0.63		
Technology CU CD	247,511	7/21/2025	416	0.2%	0.71		
USAlliance FCU CD	93,977	1/28/2026	607	0.1%	0.39		
Union Bank CD	230,638	3/19/2026	657	0.2%	1.04		
Vibrant CU CD	249,034	3/20/2026	658	0.2%	1.12		
<b>Negotiable Certificates of Deposit</b>	<b>6,759,211</b>						6,759,211
US Treasury Note 0.375%	1,395,765	12/31/2025	579	1.0%	5.55		
<b>US Treasury</b>	<b>1,395,765</b>						1,395,765
Klamath Trinity CA	29,269	8/1/2025	427	0.0%	0.09		
Riverside Cnty CA	960,990	2/15/2026	625	0.7%	4.12		
San Bernardino CA	285,789	8/1/2025	427	0.2%	0.84		
<b>Municipal Bonds</b>	<b>1,276,048</b>						1,276,048
							<b>40,488,680</b>
							<b>1- 2 years</b>
Federal Home Ln Bks DEB	1,383,105	7/20/2026	780	0.9%	7.41		
Federal Home Ln Bks DEB	1,468,592	10/26/2026	878	1.0%	8.85		
Federal Home Ln Bks DEB	1,372,365	11/24/2026	907	0.9%	8.54		
Federal Home Ln Bks DEB	1,898,300	11/24/2026	907	1.3%	11.82		
Federal Home Ln Bks DEB	939,560	3/30/2027	1033	0.6%	6.66		
Federal Home Ln Bks DEB	593,172	4/21/2027	1055	0.4%	4.30		
Federal Farm Credit Bks DEB	1,141,863	10/7/2026	859	0.8%	6.73		
Federal Home Ln Corp MTN	1,271,228	10/27/2026	879	0.9%	7.67		
Fed Natl Mortgage Assoc #AN1614	1,894,600	6/1/2026	731	1.3%	9.51		
<b>Government Securities</b>	<b>11,962,785</b>						11,962,785
BankUnited NA CD	227,785	12/8/2026	921	0.2%	1.44		
Baxter CU CD	247,285	1/25/2027	969	0.2%	1.64		
Capital One NA CD	228,228	12/8/2026	921	0.2%	1.44		
Continental Bank CD	226,920	8/24/2026	815	0.2%	1.27		
Dort FCU CD	249,528	6/22/2026	752	0.2%	1.29		
Empower FCU CD	252,603	10/23/2026	875	0.2%	1.52		
FirstBank of Nebraska CD	224,839	8/27/2026	818	0.2%	1.26		
1st Source Bank CD	247,955	1/19/2027	963	0.2%	1.64		
Generations Bank C D	237,790	5/6/2027	1070	0.2%	1.75		
Gesa CU CD	251,148	7/31/2026	791	0.2%	1.36		
Global FCU CD	247,735	6/16/2026	746	0.2%	1.27		
Malaga Bank CD	226,100	11/19/2026	902	0.2%	1.40		
Milestone Bk CD	240,979	12/15/2026	928	0.2%	1.54		
NBC Bancorp Inc CD	247,174	9/14/2026	836	0.2%	1.42		
People's Bank CD	244,498	1/12/2027	956	0.2%	1.60		
Red Crown Fed CD	201,802	10/13/2026	865	0.1%	1.20		
Solarity CU CD	247,990	6/23/2026	753	0.2%	1.28		
State Employees CD	248,427	5/24/2027	1088	0.2%	1.86		
Texas Exchange Bank CD	227,058	11/13/2026	896	0.2%	1.40		
Toyota Financial Savings Bank CD	227,498	7/29/2026	789	0.2%	1.23		
<b>Negotiable Certificates of Deposit</b>	<b>4,753,340</b>						4,753,340
US Treasury Note 0.625%	223,408	3/31/2027	1034	0.2%	1.59		
<b>US Treasury</b>	<b>223,408</b>						223,408
San Bernardino CA	230,888	8/1/2026	792	0.2%	1.26		
<b>Municipal Bonds</b>	<b>230,888</b>						230,888
							<b>17,170,420</b>
							<b>2- 3 years</b>

**TREASURER'S REPORT**

City of Upland - Successor Agency - Public Financing Authority

**Investment Portfolio****For Period Ended  
May 31, 2024**

<b>May 31, 2024</b>	Market Value	Availability	No. of days until maturity	Weight	Days to maturity weighted average	Total by maturity	
Federal Home Ln Bks DEB	1,493,850	2/16/2028	1356	1.0%	13.90		
Federal Home Ln Bks DEB	598,488	2/22/2028	1362	0.4%	5.60		
Federal Home Ln Bks DEB	983,880	6/11/2027	1106	0.7%	7.47		
<b>Government Securities</b>	<b>3,076,218</b>						3,076,218
Essential CU CD	248,763	6/15/2027	1110	0.2%	1.90		
Fahey Banking Co CD	242,410	1/12/2028	1321	0.2%	2.20		
First Technology FCU CD	240,136	8/5/2027	1161	0.2%	1.91		
Freedom Northwest CD	248,046	1/19/2028	1328	0.2%	2.26		
Iriquois Fed CD	247,894	9/17/2027	1204	0.2%	2.05		
Optum Bank Draper CD	242,782	9/13/2027	1200	0.2%	2.00		
Preferred CU CD	251,138	9/15/2027	1202	0.2%	2.07		
Rogue CU CD	250,025	12/23/2027	1301	0.2%	2.23		
True Sky Credit CD	247,283	11/30/2027	1278	0.2%	2.17		
<b>Negotiable Certificates of Deposit</b>	<b>2,218,476</b>						2,218,476
							<b>5,294,694</b>
							<b>3- 4 years</b>
Federal Home Ln Bks DEB	1,988,380	9/8/2028	1561	1.4%	21.31		
Federal Home Ln Mort Corp #WN2560	985,890	1/1/2029	1676	0.7%	11.34		
Federal Farm Credit Bks DEB	989,020	12/15/2028	1659	0.7%	11.26		
Federal Natl Mortgage Assoc #BS5552	1,977,833	5/1/2029	1796	1.4%	24.38		
<b>Government Securities</b>	<b>5,941,123</b>						5,941,123
American Exp CD	248,455	9/13/2028	1566	0.2%	2.67		
Bank Hapoalim CD	243,041	5/21/2029	1816	0.2%	3.03		
City FCU Tax CD	241,107	1/12/2029	1687	0.2%	2.79		
Customers Bank CD	247,440	6/14/2028	1475	0.2%	2.51		
Discover Bank CD	249,050	9/18/2028	1571	0.2%	2.69		
First Foundation Bank CD	243,044	5/22/2029	1817	0.2%	3.03		
Great Midwest CD	246,986	4/27/2029	1792	0.2%	3.04		
Kemba FCU CD	248,084	5/29/2029	1824	0.2%	3.11		
Morgan Stanley CD	243,580	5/22/2029	1817	0.2%	3.04		
Morgan Stanley CD	243,580	5/22/2029	1817	0.2%	3.04		
Southern First CD	245,735	10/17/2028	1600	0.2%	2.70		
TTCU Federal CU CD	252,230	7/26/2028	1517	0.2%	2.63		
Tucson FCU CD	252,403	9/8/2028	1561	0.2%	2.70		
Utah First CD	247,513	4/30/2029	1795	0.2%	3.05		
<b>Negotiable Certificates of Deposit</b>	<b>3,452,248</b>						3,452,248
US Treasury Note 2.625%	920,120	2/15/2029	1721	0.6%	10.87		
US Treasury Note 3.750%	967,890	12/31/2028	1675	0.7%	11.13		
US Treasury Note 4.000%	978,090	1/31/2029	1706	0.7%	11.45		
<b>US Treasury</b>	<b>2,866,100</b>						2,866,100
							<b>12,259,470</b>
							<b>4- 5 years</b>
<b>Total Investments</b>	<b>\$ 145,683,813</b>			<b>100%</b>	<b>\$ 472</b>		<b>145,683,813</b>
		Average Maturity in Days	472				
		Average Maturity in Years:	1				

**TREASURER'S REPORT**

City of Upland - Successor Agency - Public Financing Authority

**CA Government Code Section 53607****For Period Ended  
May 31, 2024**

Investment Name	CUSIP ID	Issue Date	Cost	Par Value	Market Value	Maturity Date
<b><u>Sales &amp; Maturities</u></b>						
Amoco FCU CD	31424AAA8	2/8/2023	249,000.00	249,000.00	249,002.49	2/8/2028
Evergreen Bank Group CD	300185KL8	5/28/2021	250,000.00	250,000.00	249,025.00	5/28/2024
Federal Home Ln Corp MTN	3134GXSB1	5/17/2022	1,000,000.00	1,000,000.00	998,090.00	5/17/2027
Morgan Stanley Private Bank CD	61760AZR3	5/2/2019	250,000.00	250,000.00	249,927.50	5/2/2024
<b>Sales &amp; Maturities Subtotal</b>			<b>1,749,000.00</b>	<b>1,749,000.00</b>	<b>1,746,044.99</b>	
<b><u>Purchases</u></b>						
Bank Hapoalim CD	06251A6Z8	5/21/2024	244,000.00	244,000.00	243,041.08	5/21/2029
Federal Home Ln Mort Corp #WN2560	3132XGZ25	3/1/2024	994,687.50	1,000,000.00	985,890.00	1/1/2029
Federal Natl Mortgage Assoc #BS5552	3140LGE24	5/1/2022	1,995,543.75	2,130,000.00	1,977,832.80	5/1/2029
First Foundation Bank CD	32026U5U6	5/22/2024	244,000.00	244,000.00	243,043.52	5/22/2029
Kemba FCU CD	48836LBK7	5/28/2024	248,000.00	248,000.00	248,084.32	5/29/2029
Morgan Stanley CD	61690DRE0	5/22/2024	244,000.00	244,000.00	243,580.32	5/22/2029
Morgan Stanley CD	61768E4B6	5/22/2024	244,000.00	244,000.00	243,580.32	5/22/2029
State Employees CD	85678LAA3	5/22/2024	249,000.00	249,000.00	248,427.30	5/24/2027
<b>Purchases Subtotal</b>			<b>4,463,231.25</b>	<b>4,603,000.00</b>	<b>4,433,479.66</b>	

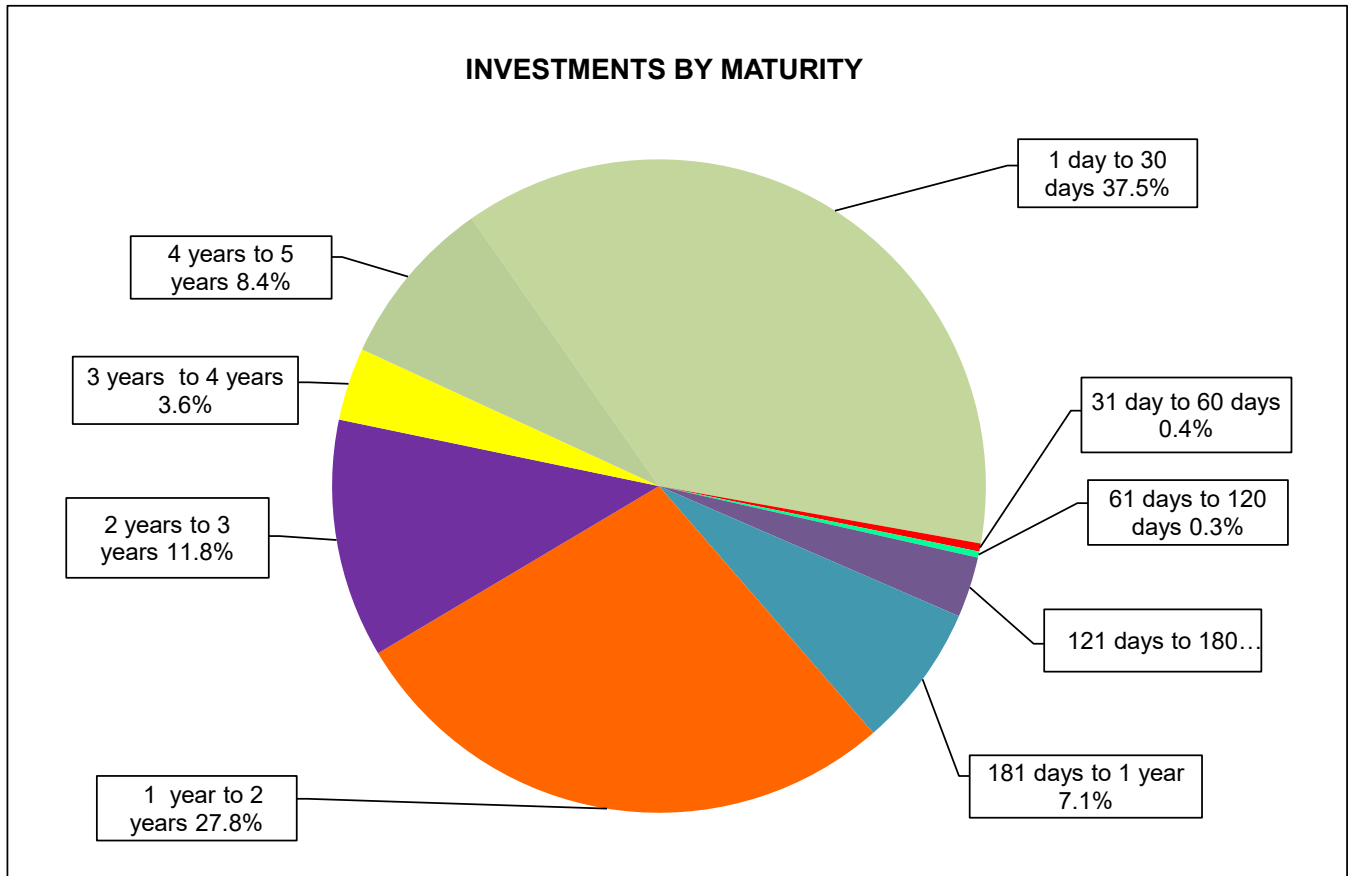
**TREASURER'S REPORT**

City of Upland - Successor Agency - Public Financing Authority

**Maturities in Thousands of Dollars**

**For Period Ended  
May 31, 2024**

Investment Portfolio	1 day to 30 days	31 day to 60 days	61 days to 120 days	121 days to 180 days	181 days to 1 year	1 year to 2 years	2 years to 3 years	3 years to 4 years	4 years to 5 years
State Local Agency Investment Fund	1,229	-	-	-	-	-	-	-	-
California Asset Management Plan	35,667	-	-	-	-	-	-	-	-
Bank Accounts and Change Funds	13,970	-	-	-	-	-	-	-	-
Negotiable Certificates of Deposit	723	624	476	1,706	3,886	6,759	4,753	2,218	3,452
Government Securities	1,997	-	-	2,707	6,467	31,058	11,963	3,076	5,941
Money Market Fund	994	-	-	-	-	-	-	-	-
Municipal Bonds	-	-	25	-	-	1,276	231	-	-
US Treasury	-	-	-	-	-	1,396	223	-	2,866
<b>Total Cash and Investments</b>	<b>54,580</b>	<b>624</b>	<b>501</b>	<b>4,413</b>	<b>10,353</b>	<b>40,489</b>	<b>17,170</b>	<b>5,295</b>	<b>12,259</b>
<b>Percentage</b>	<b>37.5%</b>	<b>0.4%</b>	<b>0.3%</b>	<b>3.0%</b>	<b>7.1%</b>	<b>27.8%</b>	<b>11.8%</b>	<b>3.6%</b>	<b>8.4%</b>



**TREASURER'S REPORT**

City of Upland - Successor Agency - Public Financing Authority  
**Bank Accounts and Change Funds**

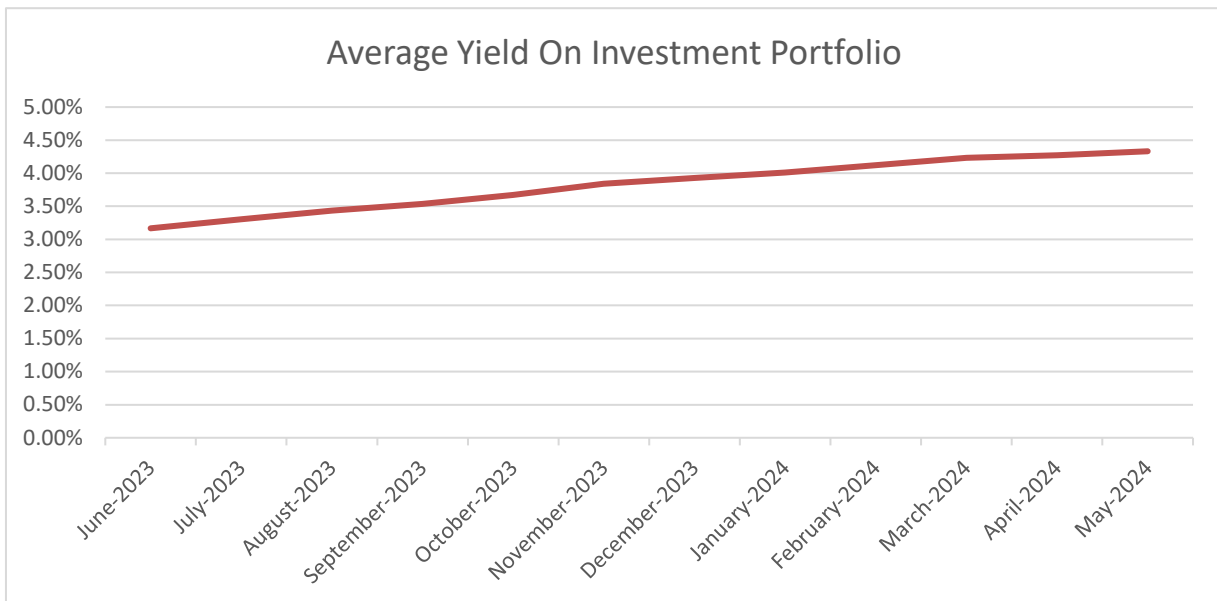
**For Period Ended  
 May 31, 2024**

Account Name	Institution	Insured Deposits	Collateralized Deposits	Total Deposits
Petty Cash City of Upland	City of Upland	\$ -	\$ 34,100	\$ 34,100
City of Upland Payroll Zero Balance Account	Chase	-	-	-
City of Upland Checking Account	Chase	250,000	10,729,549	10,979,549
City of Upland Successor Agency	Chase	250,000	2,706,367	2,956,367
<b>Totals</b>		<b>\$ 500,000</b>	<b>\$ 13,470,016</b>	<b>\$ 13,970,016</b>

**TREASURER'S REPORT**  
 City of Upland - Successor Agency - Public Financing Authority  
**State Local Agency Investment Fund**

**For 12 Month Period Ended  
 May 31, 2024**

Month	Yield
June-2023	3.17%
July-2023	3.31%
August-2023	3.43%
September-2023	3.53%
October-2023	3.67%
November-2023	3.84%
December-2023	3.93%
January-2024	4.01%
February-2024	4.12%
March-2024	4.23%
April-2024	4.27%
May-2024	4.33%



**TREASURER'S REPORT**

City of Upland - Successor Agency - Public Financing Authority

**Investment Summary  
May 31, 2024**

	Jun-2023	Jul-2023	Aug-2023	Sep-2023	Oct-2023	Nov-2023	Dec-2023	Jan-2024	Feb-2024	Mar-2024	Apr-2024	May-2024
<b>Investment Portfolio</b>												
State Local Agency Investment Fund (LAIF)	4,983,829	5,023,403	5,063,212	3,065,740	1,115,944	1,118,938	6,112,217	6,140,634	10,179,928	8,165,694	5,738,513	1,228,815
California Asset Management Plan (CAMP)	25,098,674	30,230,929	30,372,628	30,511,128	30,655,126	30,795,733	30,940,951	31,086,004	31,221,545	31,366,454	35,511,736	35,667,423
Negotiable Certificates of Deposit	19,841,577	22,273,062	22,275,160	23,734,007	24,947,630	25,067,720	24,049,279	26,489,593	25,738,967	25,434,176	25,146,286	24,598,093
Money Market Fund	3,094,006	544,366	3,331,015	1,416,006	373,395	1,534,652	1,160,163	292,728	1,264,033	3,100,698	3,537,396	994,116
Municipal Bonds	1,532,380	1,535,585	1,497,757	1,494,993	1,497,169	1,510,198	1,524,299	1,534,972	1,529,703	1,533,303	1,527,597	1,531,768
Government Agency Securities	58,931,606	59,305,626	57,908,782	58,260,760	58,443,604	58,080,656	60,417,271	59,328,194	59,106,065	59,868,893	59,663,646	63,208,309
Corporate Bonds	-	-	-	-	-	-	-	-	-	-	-	-
US Treasury	2,561,858	2,569,213	1,577,943	1,573,238	1,576,070	1,595,435	1,614,818	1,619,928	1,610,845	4,512,223	4,446,395	4,485,273
<b>Total Investments</b>	<b>\$ 116,043,930</b>	<b>\$ 121,482,183</b>	<b>\$ 122,026,498</b>	<b>\$ 120,055,871</b>	<b>\$ 118,608,939</b>	<b>\$ 119,703,332</b>	<b>\$ 125,818,997</b>	<b>\$ 126,492,053</b>	<b>\$ 130,651,085</b>	<b>\$ 133,981,439</b>	<b>\$ 135,571,569</b>	<b>\$ 131,713,797</b>
<b>Weighted Average Days to Maturity</b>	<b>508.51</b>	<b>532.00</b>	<b>529.41</b>	<b>563.07</b>	<b>559.72</b>	<b>559.72</b>	<b>506.90</b>	<b>491.11</b>	<b>459.24</b>	<b>483.70</b>	<b>461.83</b>	<b>471.80</b>
<b>Blended Yield:</b>	<b>2.42%</b>	<b>2.58%</b>	<b>2.93%</b>	<b>3.01%</b>	<b>3.02%</b>	<b>3.02%</b>	<b>3.08%</b>	<b>3.05%</b>	<b>2.94%</b>	<b>3.14%</b>	<b>3.08%</b>	<b>3.02%</b>
<b>Cash</b>												
Bank Accounts and Change of Funds	19,573,164	7,875,465	3,307,087	4,661,508	4,719,830	7,043,740	7,158,488	8,280,241	7,286,941	5,023,019	5,167,174	13,970,016
<b>Total Cash</b>	<b>\$ 19,573,164</b>	<b>\$ 7,875,465</b>	<b>\$ 3,307,087</b>	<b>\$ 4,661,508</b>	<b>\$ 4,719,830</b>	<b>\$ 7,043,740</b>	<b>\$ 7,158,488</b>	<b>\$ 8,280,241</b>	<b>\$ 7,286,941</b>	<b>\$ 5,023,019</b>	<b>\$ 5,167,174</b>	<b>\$ 13,970,016</b>
<b>Total Cash and Investments</b>	<b>\$ 135,617,094</b>	<b>\$ 129,607,649</b>	<b>\$ 125,333,584</b>	<b>\$ 124,717,379</b>	<b>\$ 123,328,768</b>	<b>\$ 126,747,072</b>	<b>\$ 132,977,485</b>	<b>\$ 134,772,294</b>	<b>\$ 137,938,026</b>	<b>\$ 139,004,459</b>	<b>\$ 140,738,742</b>	<b>\$ 145,683,813</b>
<b>PARS Investment Portfolio</b>												
115 Trust-OPEB Investment	1,780,155	1,818,663	1,783,295	1,717,318	1,722,469	1,722,469	1,872,738	1,877,569	1,898,632	1,936,964	2,184,493	2,247,348
115 Trust-Pension Investment	3,876,869	4,566,993	4,509,472	4,370,416	4,432,144	4,432,144	4,729,333	4,746,692	4,775,020	4,855,290	7,104,472	7,289,805
<b>Total Restricted Funds Held in Trust</b>	<b>\$ 5,657,024</b>	<b>\$ 6,385,657</b>	<b>\$ 6,292,767</b>	<b>\$ 6,087,734</b>	<b>\$ 6,154,613</b>	<b>\$ 6,154,613</b>	<b>\$ 6,602,071</b>	<b>\$ 6,624,260</b>	<b>\$ 6,673,652</b>	<b>\$ 6,792,254</b>	<b>\$ 9,288,965</b>	<b>\$ 9,537,153</b>
<b>Benchmarks:</b>												
<b>LAIF</b>	3.17%	3.31%	3.43%	3.53%	3.67%	3.67%	3.93%	4.01%	4.12%	4.23%	4.27%	4.33%
<b>CAMP</b>	5.27%	5.43%	5.54%	5.55%	5.56%	5.44%	5.55%	5.54%	5.50%	5.50%	5.45%	5.43%
<b>2yr U.S. Treasury</b>	4.87%	4.88%	4.85%	5.03%	4.95%	4.73%	4.23%	4.27%	4.64%	4.59%	5.04%	4.82%
<b>5yr U.S. Treasury</b>	4.13%	4.18%	4.23%	4.60%	4.67%	4.31%	3.84%	3.91%	4.26%	4.21%	4.72%	4.42%
<b>Restricted Funds with Fiscal Agent</b>												
Wtr Sys Lease Rev Ref Bonds 2011												
Wtr Revenue Bonds 2022	15,500,914	15,500,977	15,501,043	16,509,197	15,501,173	15,501,239	15,501,303	15,501,369	15,501,435	15,636,280	15,501,562	15,501,626
Wtr Sys Lease Rev Ref Bonds 2021	0	0	0	73,960	25	25	25	25	25	48,773	0	-
Successor Agency TAN 2013/2016-Merged	2,256,162	2,256,172	2,892,444	10	10	10	10	10	223,344	0	0	-
Colonies CFD Area #1 2012	-	-	-	-	-	-	-	-	-	-	-	-
Colonies CFD Area #1 2022	1,640,517	1,640,523	1,640,530	585,586	585,588	585,591	585,593	585,595	1,311,297	1,122,204	1,122,209	1,122,212
Colonies CFD Area #2 2015	2,615,776	2,615,787	2,615,798	1,526,950	1,526,956	1,526,958	1,526,969	1,526,975	2,236,488	2,010,387	2,010,393	2,010,404
Upland 54 CFD 2004	261,003	261,004	261,005	166,186	166,187	166,188	166,188	166,188	231,819	203,448	203,449	203,449
Sycamore Hills CFD 2015-1	1,076,848	1,076,852	1,102,057	737,752	737,756	737,759	737,762	737,762	1,006,794	824,056	824,059	824,060
Harvest at Upland CFD 2016-1 Area #1	893,973	897,321	904,297	571,804	574,056	576,398	578,670	581,045	912,960	743,629	746,634	749,547
Harvest at Upland CFD 2016-1 Area #2	2,695,089	2,695,100	2,695,112	2,289,308	2,289,318	2,289,328	2,289,337	2,289,347	2,583,777	2,435,366	2,435,376	2,435,384
	3,998,701	4,013,696	4,029,216	3,992,422	4,007,837	4,023,801	4,039,244	4,055,265	4,145,681	4,062,915	4,078,970	4,094,517
Sycamore Hills CFD 2015-1-2	4,544,939	1,104,332	1,124,072	765,827	765,830	765,833	765,836	765,840	1,049,013	848,106	848,109	848,111
<b>Total Restricted Funds</b>	<b>\$ 35,483,921</b>	<b>\$ 32,061,765</b>	<b>\$ 32,765,574</b>	<b>\$ 27,219,003</b>	<b>\$ 26,154,735</b>	<b>\$ 26,173,129</b>	<b>\$ 26,190,936</b>	<b>\$ 26,209,421</b>	<b>\$ 29,202,632</b>	<b>\$ 27,935,164</b>	<b>\$ 27,770,761</b>	<b>\$ 27,789,310</b>